

TELL US ABOUT YOURSELF AND YOUR PROJECT

PROJECT/CUSTOMER:


MERCHANT:

ORDER NO: EMAIL:

CONTACT NAME: PHONE:

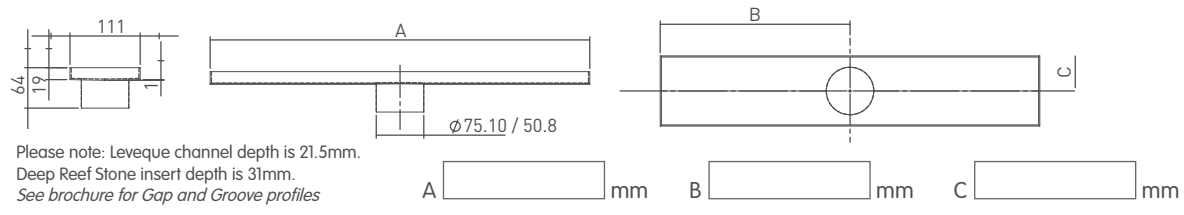


STEP 1: WHICH IS YOUR FAVOURITE PATTERN?



STEP 2: WHAT SIZE DOES YOUR CHANNEL TRAY NEED TO BE AND WHERE IS THE OUTLET LOCATED?

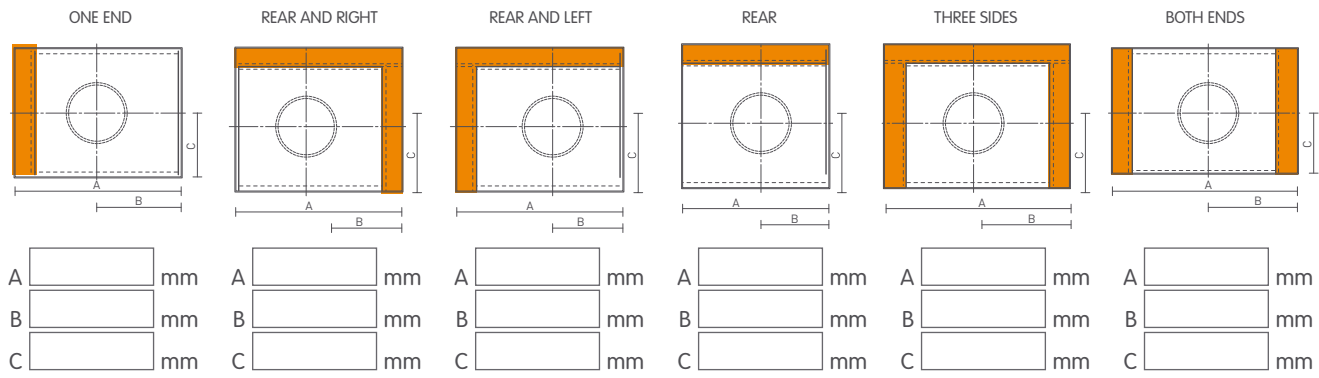
(These are finished tile surface wall to wall measurements).



STEP 3: WHAT SIZE IS YOUR OUTLET?

75.1mm standard (suit 80DWV) 50.8mm (suit 50DWV) Other (please specify)

STEP 4: TELL US WHICH SIDES OF YOUR CHANNEL ARE UP AGAINST WALLS. THEY WILL REQUIRE TILE UP-STANDS FOR WATERPROOFING. (These are wall to wall measurements prior to tiling)



STEP 5A: WHICH IS YOUR FAVOURITE FINISH? (This is for the the grate)

Stainless Steel Mirror Copper Antique Copper Gold Black Matte

STEP 5B: WHICH IS YOUR FAVOURITE FINISH? (This is for the the base tray)

Stainless Steel Mirror Copper Antique Copper Gold Black Matte

ANYTHING ELSE YOU'D LIKE TO TELL US?

TIME TO GET SERIOUS....

Please note that once this signed form along with a purchase order for your custom made Reef Stainless Steel Channel is received by Pride Industries, the order cannot be cancelled or returned for credit. Basically, it becomes yours to keep forever, so please make sure that ALL THE DETAILS ARE CORRECT and get the end user or installer to double check as well.

I understand and agree with the above conditions of purchase.

Signed: Date:

Print Name:



23 Munt St Bayswater WA 6053
 T (08) 9272 6511 F (08) 9272 3427

E sales@prideindustries.com.au reefchannel.com.au

CUSTOM CHANNEL QUOTE REQUEST AND ORDER FORM